

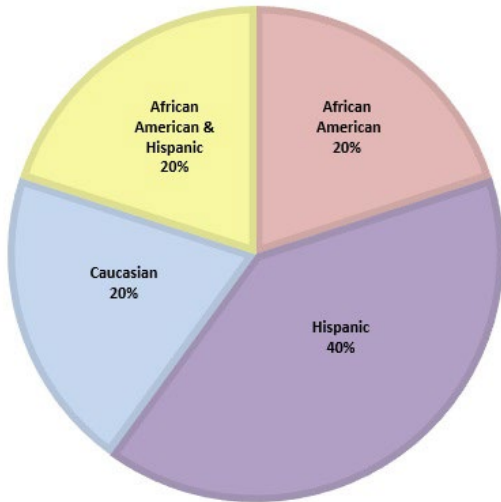
# 2024 Statistics

## Number of Children Placed through our Programs

- Traditional Adoption Program: 4 children
- Agency-Assisted Adoption Program: 1 children
- Waiting Child Services: 4 children
- Domestic Home Study Only: 24 children
- International Home Study: 8 children
- International Primary Provider: 35 children – 6 Sierra Leone, 3 Ethiopia, 1 The Gambia, 1 Algeria, 24 Nigeria

*76 children total were welcomed home in 2024 with help from the ACI!*

## Race/Ethnicity Data of Children Placed through the Traditional Adoption or Agency-Assisted Programs



## International Adoptions



For calendar year 2024, 100% of our international adoption placements (Primary Provider and Outgoing) have remained intact; there have been no disruptions or dissolutions of any adoption.

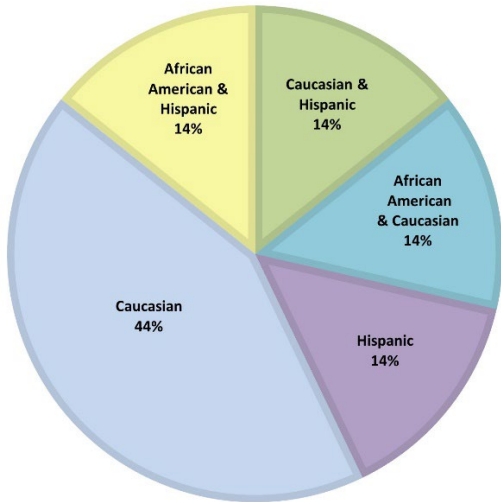
# 2023 Statistics

## Number of Children Placed through our Programs


- Traditional Adoption Program: 5 Children
- Agency-Assisted Adoption Program: 2 Children
- Waiting Child Services: 8 Children
- Domestic Home Study Only: 31 Children
- International Home Study: 23 Children
- International Primary Provider: 40 Children - 7 Sierra Leone, 29 Nigeria, 2 Algeria, 2 Ethiopia

109 children total were welcomed home in 2023 with help from the ACI!

## Race/Ethnicity Data of Children Placed through the Traditional Adoption or Agency-Assisted Programs



## International Adoptions



For calendar year 2023, there was one disruption from primary provider program.

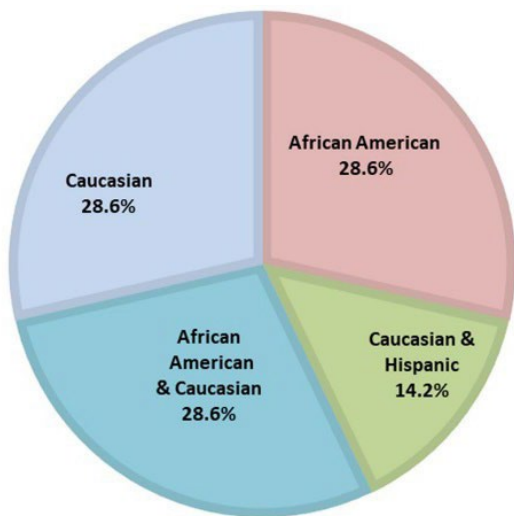
# 2022 Statistics

## Number of Children Placed through our Programs

- Traditional Adoption Program: 5 children
- Agency-Assisted Adoption Program: 2 children
- Waiting Child Services: 11 children
- Domestic Home Study Only: 28 children
- International Home Study: 6 children
- International Primary Provider: 32 children - 3 Gambia, 1 Algeria, 20 Nigeria, 6 Sierra Leone, 1 Singapore, 1 Niger

*84 children total were welcomed home in 2022 with help from the ACI!*

## Race/Ethnicity Data of Children Placed through the Traditional Adoption or Agency-Assisted Programs



## International Adoptions



For calendar year 2022, 100% of our international adoption placements (Primary Provider and Outgoing) have remained intact; there have been no disruptions or dissolutions of any adoption