

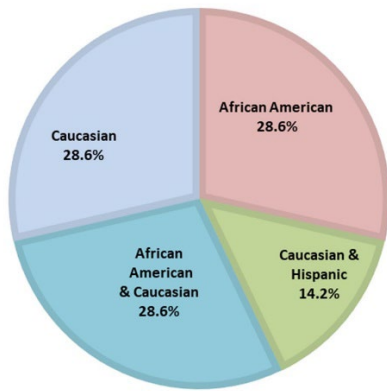
2022 Statistics

Number of Children Placed through our Programs

- Traditional Adoption Program: 5 children
- Agency-Assisted Adoption Program: 2 children
- Waiting Child Services: 11 children
- Domestic Home Study Only: 28 children
- International Home Study: 6 children
- International Primary Provider: 32 children - 3 Gambia, 1 Algeria, 20 Nigeria, 6 Sierra Leone, 1 Singapore, 1 Niger

84 children total were welcomed home in 2022 with help from the ACI!

Race/Ethnicity Data of Children Placed through the Traditional Adoption or Agency-Assisted Programs



International Adoptions



For calendar year 2022, 100% of our international adoption placements (Primary Provider and Outgoing) have remained intact; there have been no disruptions or dissolutions of any adoption.

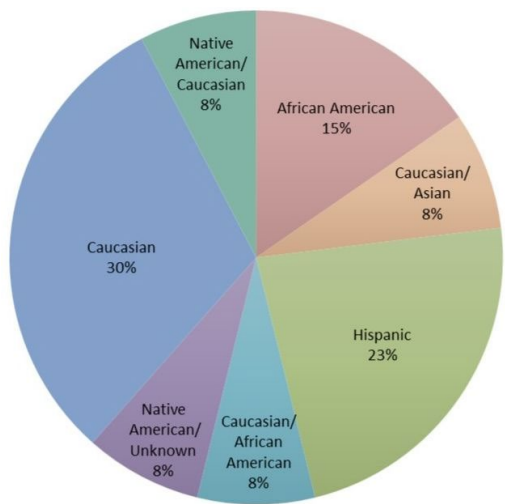
2021 Statistics

Number of Children Placed through our Programs

- Traditional Adoption Program: 11 children
- Agency-Assisted Adoption Program: 2 children
- Waiting Child Services: 6 children
- Domestic Home Study Only: 24 children
- International Home Study: 16 children
- International Primary Provider: 36 children - 1 Sierra Leone, 1 Singapore, 2 Central African Republic, 32 Nigeria

95 children total were welcomed home in 2021 with help from the ACI!

Race/Ethnicity Data of Children Placed through the Traditional Adoption or Agency-Assisted Programs



International Adoptions



For calendar year 2021, 100% of our international adoption placements (Primary Provider and Outgoing) have remained intact; there have been no disruptions or dissolutions of any adoption.

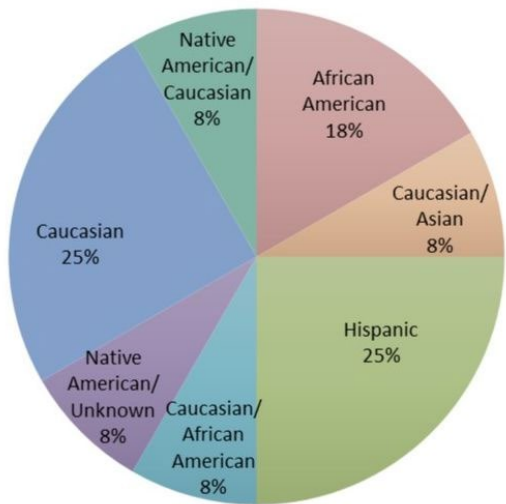
2020 Statistics

Number of Children Placed through our Programs

- Traditional Adoption Program: 8 Children
- Agency-Assisted Adoption Program: 2 Child
- Waiting Child Services: 6 Children
- Domestic Home Study Only: 23 Children
- International Home Study: 13 Children
- International Primary Provider: 4 Children - 1 Bangladesh, 1 Belize, 1 Nigeria, 1 Togo

56 children total were welcomed home in 2020 with help from the ACI!

Race/Ethnicity Data of Children Placed through the Traditional Adoption or Agency-Assisted Programs



International Adoptions



Bangladesh, 1 Child



Belize, 1 Child



Bulgaria, 1 Child



Burkina Faso, 1 Child



Colombia, 3 Children



Morocco, 2 Children



Nigeria, 1 Child



Pakistan, 1 Child



Togo, 1 Child



Ukraine, 5 Children

For calendar year 2020, 100% of our international adoption placements (Primary Provider and Outgoing) have remained intact; there have been no disruptions or dissolutions of any adoption.