

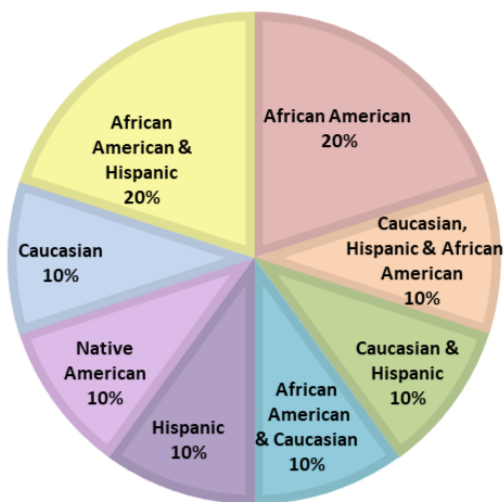
# 2021 Statistics

## Number of Children Placed through our Programs


- Traditional Adoption Program: 8 children
- Agency-Assisted Adoption Program: 2 children
- Waiting Child Services: 6 children
- Domestic Home Study Only: 23 children
- International Home Study: 16 children
- International Primary Provider: 36 children - 1 Sierra Leone, 1 Singapore, 2 Central African Republic, 32 Nigeria

*91 children total were welcomed home in 2021 with help from the ACI!*

## Race/Ethnicity Data of Children Placed through the Traditional Adoption or Agency-Assisted Programs



## International Adoptions



For calendar year 2021, 100% of our international adoption placements (Primary Provider and Outgoing) have remained intact; there have been no disruptions or dissolutions of any adoption.

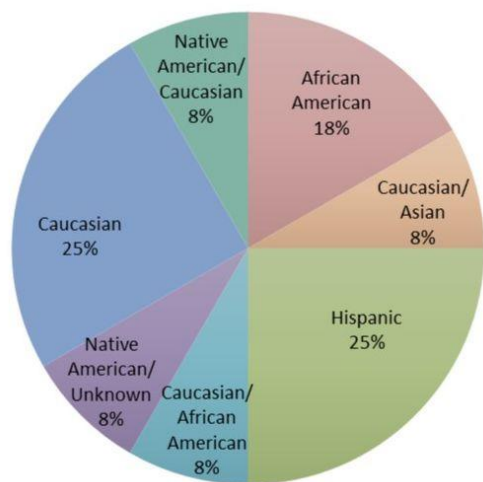
# 2020 Statistics

## Number of Children Placed through our Programs

- Traditional Adoption Program: 10 Children
- Agency-Assisted Adoption Program: 2 Child
- Waiting Child Services: 4 Children
- Domestic Home Study Only: 22 Children
- International Home Study: 13 Children
- International Primary Provider: 4 Children - 1 Bangladesh, 1 Belize, 1 Nigeria, 1 Togo

*55 children total were welcomed home in 2020 with help from the ACI!*

## Race/Ethnicity Data of Children Placed through the Traditional Adoption or Agency-Assisted Programs



## International Adoptions



For calendar year 2020, 100% of our international adoption placements (Primary Provider and Outgoing) have remained intact; there have been no disruptions or dissolutions of any adoption.

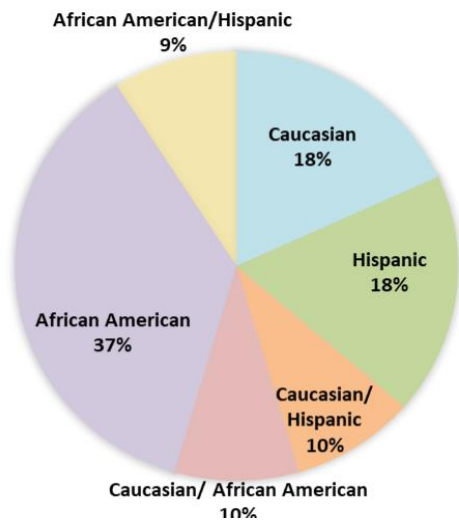
# 2019 Statistics

## Number of Children Placed through our Programs

- Traditional Adoption Program: 11 children
- Agency-Assisted Adoption Program: 1 child
- Waiting Child Services: 6 children
- Domestic Home Study Only: 23 children
- International Home Study: 21 children
- International Primary Provider: 11 children - 1 Belize, 1, Malaysia, 7 Nigeria, 2 Sierra Leone

73 children total were welcomed home in 2019 with help from the ACI!

## Race/Ethnicity Data of Children Placed through the Traditional Adoption or Agency-Assisted Programs



## International Adoptions



For calendar year 2019, 100% of our international adoption placements (Primary Provider and Outgoing) have remained intact; there have been no disruptions or dissolutions of any adoption.