

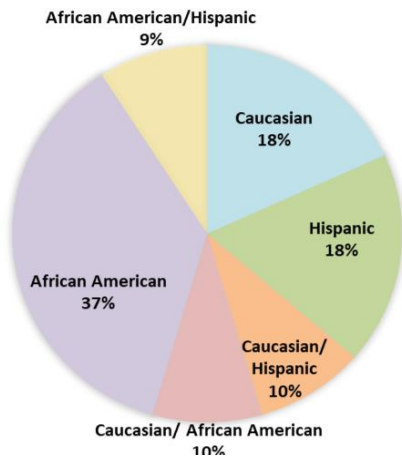
# 2019 Statistics

## Number of Children Placed through our Programs

- Traditional Adoption Program: 11 children
- Agency-Assisted Adoption Program: 1 child
- Waiting Child Services: 6 children
- Domestic Home Study Only: 23 children
- International Home Study: 21 children
- International Primary Provider: 11 children - 1 Belize, 1, Malaysia, 7 Nigeria, 2 Sierra Leone
- Croatia: 0

73 children total were welcomed home in 2019 with help from the ACI!

## Race/Ethnicity Data of Children Placed through the Traditional Adoption or Agency-Assisted Programs



## International Adoptions



For calendar year 2019, 100% of our international adoption placements (Primary Provider and Outgoing) have remained intact; there have been no disruptions or dissolutions of any adoption.

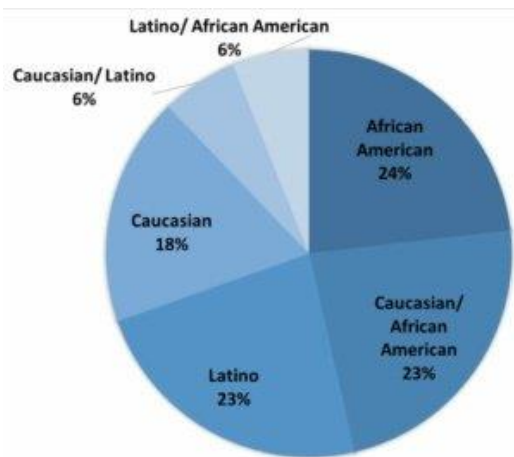
# 2018 Statistics

## Number of Children Placed through our Programs

- Traditional Adoption Program: 16 children
- Agency-Assisted Adoption Program: 1 child
- Waiting Child Services: 8 children
- Domestic Home Study Only: 24 children
- International Home Study: 25 children
- International Primary Provider: 11 children - 1 Canada, 3 Ethiopia, 1 Jamaica, 1 Macedonia, 5 Nigeria
- Croatia: 0

*85 children total were welcomed home in 2018 with help from the ACI!*

## Race/Ethnicity Data of Children Placed through the Traditional Adoption or Agency-Assisted Programs



## International Adoptions



For calendar year 2018, 100% of our international adoption placements (Primary Provider and Outgoing) have remained intact; there have been no disruptions or dissolutions of any adoption.

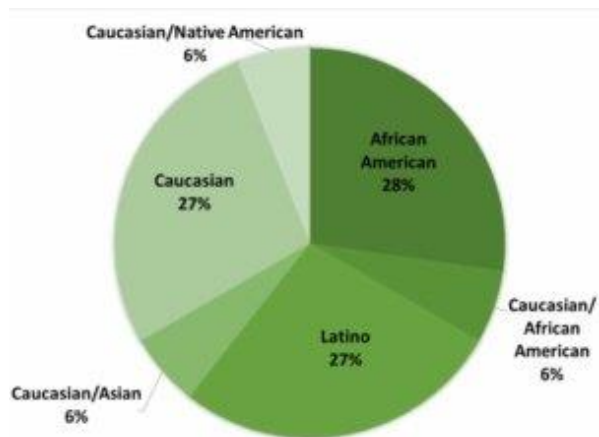
# 2017 Statistics

## Number of Children Placed through our Programs

- Traditional Adoption Program: 14 Children
- Agency-Assisted Adoption Program: 1 Child
- Waiting Child Services: 5 Children
- Domestic Home Study Only: 24 Children
- International Home Study: 29 Children
- International Primary Provider: 10 Children - 2 Canada, 1 Algeria, 1 Malaysia, 6 Nigeria
- Croatia: 0

*83 children total were welcomed home in 2017 with help from the ACI!*

## Race/Ethnicity Data of Children Placed through the Traditional Adoption or Agency-Assisted Programs



## International Adoptions



For calendar year 2017, 100% of our international adoption placements (Primary Provider and Outgoing) have remained intact; there have been no disruptions or dissolutions of any adoption.